



System requirements

If you have any questions regarding our products and services, do not hesitate to contact us:

Europe, Middle East, and Africa:

Volume Graphics GmbH, 69115 Heidelberg, Germany

Sales:

E-mail: sales@volumegraphics.com

Phone: +49 6221 73920 744

Support:

E-mail: support@volumegraphics.com

Phone: +49 6221 73920 80

Japan:

Hexagon Manufacturing Intelligence K.K., Nagoya 464-0858, Japan

Sales:

E-mail: sales@volumegraphics.jp

Phone: +81 52 508 9682

Support:

E-mail: jpnch-support.mi@volumegraphics.com

Phone: +81 50 5305 1829

The Americas:

Hexagon Manufacturing Intelligence, Inc., Huntersville, NC 28078-7935, USA

Sales:

E-mail: sales-us@volumegraphics.com

Phone: +1 704 248 7736

Support:

E-mail: support-us@volumegraphics.com

Phone: +1 704 248 7736

China, including Mainland China, Hong Kong, Macao, and Taiwan:

Hexagon Software Technology (Qingdao) Co., Ltd., Qingdao City, Shandong Province, China

Sales:

E-mail: sales@volumegraphics.cn

Support:

E-mail: support@volumegraphics.cn

Singapore and other parts of Asia (except China and Japan), Australia, and parts of Oceania:

Volume Graphics Pte. Ltd., Singapore 556741

Sales:

E-mail: sales@volumegraphics.sg

Phone: +65 6665 0310

Support:

E-mail: support@volumegraphics.sg

Phone: +65 6665 0311

Printed in Germany, February 2026.

© 2001-2026. All contents of this user documentation, in particular texts, photographs, and graphics, are protected by copyright. Unless another person is expressly identified as the copyright holder regarding individual contents, the copyright lies with Volume Graphics GmbH.

Reproduction, adaptation, distribution, and any form of exploitation of such material beyond what is mandatorily permissible under copyright law requires the prior written consent of its respective author. If you wish to use any content, please contact Volume Graphics GmbH.

Anyone who violates copyright law is liable to prosecution and must expect a warning with costs and claims for damages.

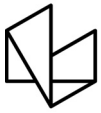
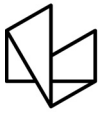


Table of Contents

1	Introduction	1
2	System requirements	2
	Operating system	2
	Processor	2
	RAM	2
	Graphics card	3
	Display	3
	Mouse	3
	Swap space	3
	Disk space	4
	User rights	4
	Running several instances of the software	4
	Virtual machines	4
	Third-party software	4
3	Troubleshooting	6



Introduction

VGMETROLOGY is a software that offers a universal metrology solution. It works with industrial CT data, CAD models, meshes, and point clouds with a special focus on metrology-related applications; it also provides a wide range of measurement and GD&T functions. You have the following options:

- VGMETROLOGY VIEWER: Allows you to load projects, perform alignments and measurements, view and run analyses, and create reports. No license required.
- VGMETROLOGY ES: CT data sets require advanced surface determination. Additionally allows you to save projects and use automation (templates, macros, batch functionality). License required.
- VGMETROLOGY: Standalone product. Additionally allows you to import CT data sets directly (without prior surface determination). License required.

Table 1-1: Product details

Feature	Description
Product name	VGMETROLOGY, VGMETROLOGY ES, VGMETROLOGY VIEWER
Release	2026.1
Optional modules ^a	<ul style="list-style-type: none">– Manufacturing Geometry Correction– Reverse Engineering– CAD Import^b– PMI Extension for CAD Import^{c,d}– GeISight Integration^e
Document ID	SystemRequirements-1037-v026-001-en

^a Available at surcharge. May not be part of your installation. Contact us for details.

^b CAD translation technology supplied by Tech Soft 3D. Supported CAD formats are: CATIA V4 (up to 4.2.5), CATIA V5 (up to V5 6R2025), JT (up to 10.9), Unigraphics/NX (Unigraphics 11.0 to NX 2506), Creo (up to 12.4.0), SolidWorks (97 to 2025). In beta status: Solid Edge (2019 to 2025).

^c Requires the CAD Import module.

^d CAD translation technology supplied by Tech Soft 3D. PMI import is supported for CATIA V5 (*.catpart, *.catproduct) and Creo (*.prt, *.prt.*, *.asm, *.asm.*). In beta status also for SolidWorks (*.sldprt, *.sldasm) and Unigraphics/NX (*.prt).

^e Available for Windows operating systems only.



System requirements

Operating system

The software supports the following operating systems:

Table 2-1: Supported operating systems

Platform	Operating System
Windows:	Windows 11 Enterprise 64 bit Windows 11 Professional 64 bit

Processor

- Minimum:
x86-64 CPU with instruction set SSE 4.1.

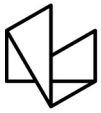


ARM processors are not supported.

- Recommended:
Performant Intel or AMD multi-core processors, e.g., Intel® Core™ i7 or i9 or Xeon® Gold processors with 3 GHz or higher.

RAM

- Minimum:
VGMETROLOGY requires a minimum of 4 GB free memory. However, the actual free main memory needed for creating or loading a complete project might be significantly higher, since it depends on the size of the data set, the number of objects per project, the analyses to be performed, and whether the import function will be used.
- Recommended for professional use:
 - If your tasks include the import of CT data sets without advanced surface determination, the free main memory should at least be 2.5 times the size of the data set to be imported. If your computer has less free main memory, the import will be performed block-wise, which, however, will reduce performance. Be aware that block-wise processing during import is not available when the **Filter components (particles)** or **Filter voids** option is used.
 - If your CT data sets already have an advanced surface determination (either automatically from prior import into VGMETROLOGY or from prior processing with VGSTUDIO MAX), use **File > Open** instead of **File > Import**. Importing CT data sets is not available in VGMETROLOGY ES or VGMETROLOGY VIEWER. The amount of data when opening a project is usually relatively small and can be handled by any



state-of-the-art off-the-shelf computer. However, if a project contains a large number of data sets, the memory requirements will be increased accordingly.

- Typical for industrial use is a PC with at least 64 (for one data set) to 512 GB RAM (for multiple data sets), depending on your workflow. Higher RAM clock speeds are recommended.

Graphics card

- **Minimum:**
A dedicated built-in NVIDIA or AMD graphics card with at least 2 GB VRAM, OpenGL 3.3 support, and—for Windows operating systems—the latest WHQL driver.
- **Recommended:**
A dedicated built-in NVIDIA or AMD graphics card with at least 8 GB VRAM, OpenGL 4.1 support, and—for Windows operating systems—the latest WHQL driver.



Onboard graphics chips (integrated graphics processors) are not supported.



Make sure to have the latest driver version for your graphics card installed.

Display

The minimum resolution is 1400 x 1050 at 100% scale; the recommended resolution is 1920 x 1080 at 100% scale.

The actual display resolution results from the display scale multiplied by the minimum resolution. This means that for a display scale of 200%, you should use a display resolution of at least 2800 x 2100.

VGMETROLOGY supports 4K monitors.

Mouse

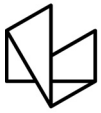
To be able to use the software in full, you need a 3-button mouse with a scroll wheel.

Swap space

The available swap space should have the same order of magnitude as the RAM. If available, we recommend that you place the swap partition on an SSD.



Deactivating the swap space may cause the system to crash.



Disk space

Make sure to have sufficient free disk space in the directory for temporary files (for the path, see **File > Preferences > General > Expert**). If there is less than 1 GB available in this directory, a warning message will be issued. This message is also issued if this directory has been deleted.

User rights

Make sure every user either has user or administrator rights. The license might not work on guest accounts.

Running several instances of the software

Problems may arise when you run more than one instance of the application.

Typical problems involve the user interface, such as incomplete or misplaced interface elements or errors in the display of images. User settings like presets or workspace layout may inadvertently be overwritten. Processor capacity, graphics card memory, and main memory will be shared between instances of the application and may prove insufficient. This may result in dramatically low system performance or even application crashes, especially if parts of the information need to be swapped to disk due to high memory consumption.

Virtual machines

Use on virtual machines is only possible using floating licenses. Virtual machines must meet the same hardware and operating system requirements as physical machines and provide access to a dedicated GPU.

Third-party software

- Reporting via Excel
The optional reporting functions using an Excel add-in support the following Microsoft® Excel versions:
 - Microsoft® Excel 15 (part of Microsoft® Office 2013), 32 bit
 - Microsoft® Excel 16 (part of Microsoft® Office 2016, Microsoft® Office 2019, Microsoft® Office 365, and Microsoft® Office 2021), 32 bit

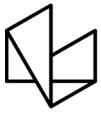


64-bit versions of Microsoft® Excel are not supported.



Using the Excel add-in for reporting is currently only supported for Windows.

- Floating licenses



Floating licenses need to be installed using the FlexNet Licensing Server. During installation of the FlexNet Licensing Server, Java Runtime Environment 17 or later (64-bit version) or OpenJDK 21.0.2 (64-bit version) is required, which is not part of the license or installation package.



The installation of the FlexNet Licensing Server requires a 64-bit version of Java Runtime Environment or OpenJDK.

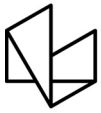


Troubleshooting

The table below lists some common problems and their solutions.

Table 3-1: Troubleshooting

Problem	Possible cause	Possible solutions
Rendering problems occur, e.g., the 3D window is not (correctly) displayed, saved images are faulty.	<ul style="list-style-type: none">– An outdated graphics card driver is installed.	Download and install the latest driver for your graphics card.
	<ul style="list-style-type: none">– An onboard graphics card is installed.	Onboard graphics cards are not supported. Deactivate the onboard graphics card in the BIOS in order to use the dedicated graphics card (if available).
The performance is low.	There is not enough RAM available due to other applications running at the same time.	Close all other applications when running VGMETROLOGY.
The performance is extremely low with large data sets.	The size of the data sets exceeds the installed RAM, data is swapped on hard disk.	<ul style="list-style-type: none">– If possible, install more RAM.– Reduce the size of the data set (for example, by using suitable import settings).
The application crashes when working with large data sets.	The size of the data sets exceeds the installed RAM, the swap space is not activated or too small.	<ul style="list-style-type: none">– Activate the swap space.– Enlarge the size of the swap space to about the order of magnitude of the RAM.– Install more RAM.– Reduce the size of the data set (for example, by using suitable import settings).
The application crashes when you save large image stacks (NVIDIA graphics card).	There is an incorrect implementation of OpenGL in the graphics card driver.	Download and install a more recent driver for your graphics card.
On a notebook with two graphics cards: The application crashes before or while showing the splash screen.	Automatic switching between the graphics cards does not work properly.	Deactivate the onboard graphics card in the BIOS in order to use the dedicated graphics card of the notebook.



Problem	Possible cause	Possible solutions
An installed codec is not visible in the codec selection when saving a .avi file.	<ul style="list-style-type: none">– The codec is not compatible with the selected settings of the avi.	<ul style="list-style-type: none">– Change the settings for the .avi file, e.g., frame size, frame rate (fps). In many codecs, the width and height of the image must be a multiple of 2.– Select a different codec.
	<ul style="list-style-type: none">– A 32-bit version instead of a 64-bit version of the codec is installed.	<ul style="list-style-type: none">– Install the 64-bit version of this codec.– Select a different codec.
The application crashes when you try to save an animation to a .avi file using a third-party codec package.	Most codecs are continuously being developed and are not always free of bugs.	<ul style="list-style-type: none">– Select a different codec of this codec package to save the animation to a .avi file.– Use a different codec package.– Render the animation as an uncompressed .avi file or an image stack and convert it to a compressed .avi file using a third-party software (e.g., VirtualDub).
When double-clicking a .mvgl file in the Windows Explorer, it is not opened by VGMETROLOGY.	.mvgl files are not linked to the executable of VGMETROLOGY.	Re-install the software.
VGMETROLOGY does not start for a user with administrator rights.	The message “Do you really want to run the program as administrator or elevated process?” was answered with No and the Never show this dialog again checkbox was checked.	Delete the <i>settings_vgmetrology2026.1.ini</i> file in the <i>C:\Users\<user name="">\AppData\Roaming\Volume Graphics\</user></i> directory.
When you install the FlexNet license server, an error message related to Java appears.	A 32-bit version instead of a 64-bit version of Java Runtime Environment or OpenJDK is used.	Install the 64-bit version of Java Runtime Environment or OpenJDK.
VGMETROLOGY is working locally but cannot be accessed remotely.		Contact your IT department to check your remote setup.



Problem	Possible cause	Possible solutions
VGMETROLOGY crashes.		If the application crashes, dump files are typically saved to the path specified in the Temporary files field of the Directory settings section in the Expert settings of the Preferences dialog (by default <i>C:\Users\<user name>\AppData\Local\Temp\Volume Graphics\VGMETROLOGY\2026.1</i>). Please forward the dump file (<i>.dmp</i>) and the associated <i>.txt</i> file to your local VG Support team.